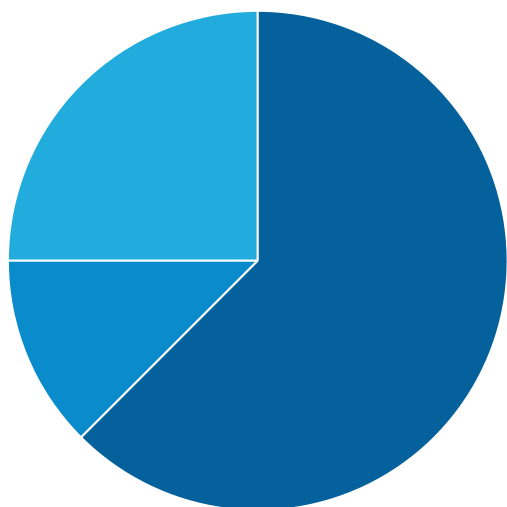


DISCOVER ALL
ABOUT NELLA

The results are in! Let's take a look at what the DNA told us about Nella's ancestry...

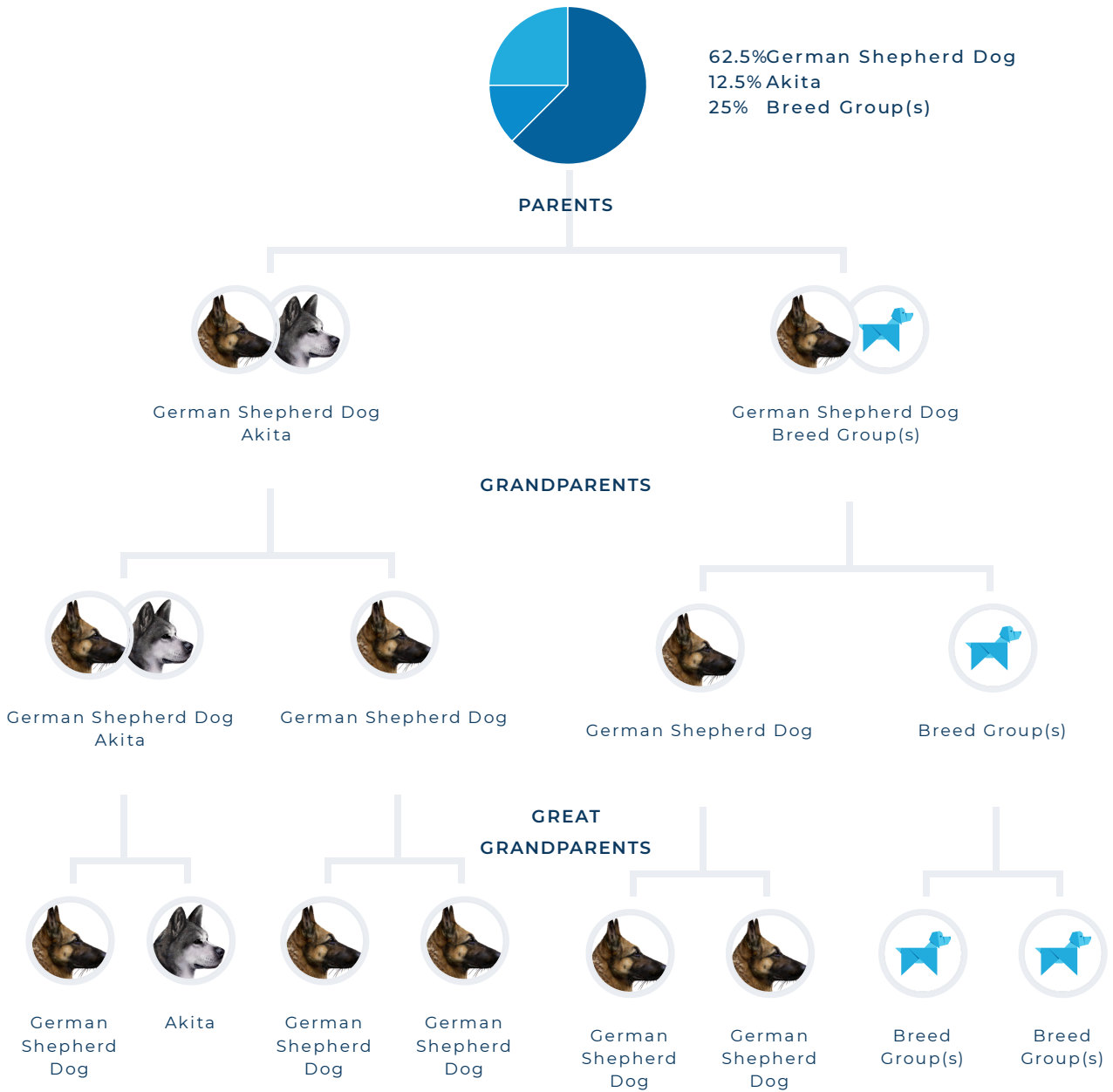
NELLA'S BREED BY PERCENTAGE



- 62.5% German Shepherd Dog
- 12.5% Akita
- 25% Breed Group(s)
 - Asian
 - Sporting
 - Terrier
 - Herding

Exciting news, the results are in! Here's what makes Nella so unique. Using the data generated from Nella's DNA, our sophisticated computer algorithm performed over 17 million calculations! What you see here is Nella's ancestry by percentage.

NELLA'S FAMILY TREE



NELLA'S HEALTH RESULTS

We have tested Nella's DNA for the following important genetic health conditions.
The results can be seen below.

MULTIDRUG SENSITIVITY (MDR1)



CLEAR

Nella has no copies of the MDR1 mutation and should not be affected by the disorder due to this genetic cause.

EXERCISE-INDUCED COLLAPSE (EIC)



CLEAR

Nella has no copies of the EIC mutation and should not be affected by the disorder due to this genetic cause.

IDEAL WEIGHT

Based on our findings, we've calculated that Nella's ideal, adult weight should be:

49 lbs - **80** lbs

Maintaining a healthy weight is a key factor in Nella having a long and healthy life.

WISDOM[™] PANEL



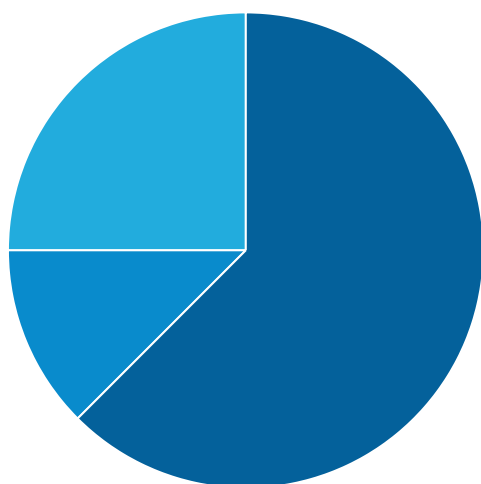
STATEMENT OF AUTHENTICATION

Owner's name: **Rod Allrich**

Dog's name: **Nella**

Date: **October 10, 2018**

This certifies the authenticity of Nella's canine genetic background as determined, following the careful analysis of more than 1800 genetic markers, by the WISDOM PANEL[™] Canine DNA Test. The purebred breed signature matches included in the analysis are those that were detected in the last three generations of Nella's ancestry using the Wisdom Health proprietary breed detection algorithm.



- 62.5% German Shepherd Dog
- 12.5% Akita
- 25% Breed Group(s)